

中期业绩

2024



Kerry Logistics
Network Limited
嘉里物流聯網有限公司

0636.HK

免责声明

This presentation was prepared by Kerry Logistics Network Limited (the “Company”) for reference and general information purposes only. This presentation is not intended to and does not constitute investment advice, recommendation, invitation or offer to enter into, any agreement to purchase, acquire, dispose of, subscribe for or underwrite any securities, shares, debentures or structured products.

The information contained in this presentation comprises extracts of operational data and financial information of the Company. The information is included solely for this presentation and certain information has not been independently verified. No representation or warranty, expressed or implied, is made with respect to, and no reliance should be placed on, any discussion, materials and information provided in and during the presentation (collectively, the “Information”) as to their accuracy, completeness, validity, timeliness, correctness, or fairness. It is not the intention to provide, and you may not rely on the Information as providing, a complete or comprehensive analysis of the Company’s financial or trading position or prospects. Potential investors and shareholders of the Company are particularly reminded that any reference to past performance should not be taken as an indication of future performance. The Information (including without limitation all estimates, forecasts, projections, expectations, outlooks and opinions contained in this presentation) is subject to change without notice. This presentation may not contain all material information concerning the Company and is not intended to provide the sole basis of any evaluation of the Company and its subsidiaries or the securities discussed herein.

This presentation may contain forward-looking statements, forecasts and/or projections. Statements that are not historical facts, including statements about the Company’s belief and expectations are forward-looking statements. Any forward-looking statements, forecasts and projections contained in this presentation are based on certain assumptions and expectations of future events (which may or may not be included in this presentation) regarding the Company’s present and future business strategies and the environment in which the Company will operate, and must be read together with those assumptions. The Company does not guarantee that these assumptions and expectations are accurate or will be realized. Actual future performance, outcomes and results may differ materially from those expressed in such forward-looking statements, forecasts and projections as a result of a number of risks, uncertainties and assumptions. Although the Company believes that such forward-looking statements, forecasts and projections are based on reasonable assumptions, it can give no assurance that such expectations will be met. None of the Company, nor any of its holding companies, subsidiaries, associated undertakings, joint ventures, controlling persons or affiliates, or any of their respective directors, officers, partners, employees, agents, advisors or representatives (collectively, the “Affiliates and Representatives”) assumes any responsibility to update any forward-looking statements, forecasts and projections or to adapt them to future events or developments.

In no event shall the Company, or any of the Affiliates and Representatives have any liability or responsibility whatsoever (whether directly or indirectly, expressly or by implication, in contract, tort, by statute or otherwise) for any decisions taken based upon this presentation, the Information or for any loss howsoever arising from any use of or reliance upon the whole or any part of this presentation or the Information or otherwise arising in connection with this presentation or the Information.

财务摘要(百万港元)

收入

25,432

▲10%*

分部溢利

综合物流

693

▼3%*

国际货运

740

▲18%*

核心经营溢利

1,200

▲11%*

核心纯利

606

▲5%*

股东应占溢利

831

▲126%*

资产负债比率

54.7% 19.1%

总比率

净比率

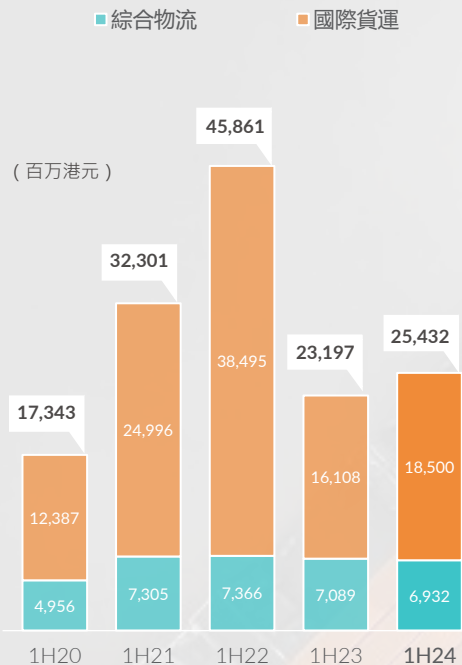
中期股息

10

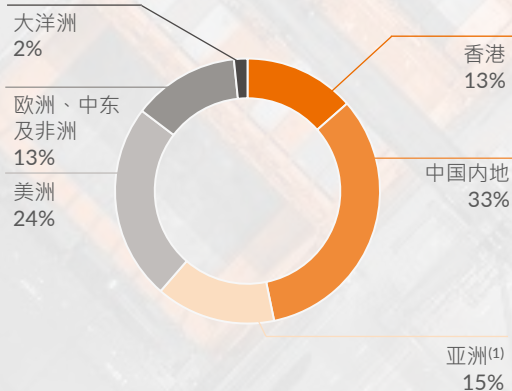
每股港仙



收入



按地区划分



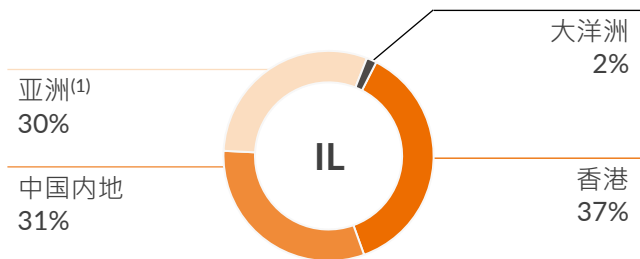
同比变化

(百万港元)	1H23	1H24	同比
香港	3,318	3,440	+4%
中国内地	8,089	8,457	+5%
亚洲 ⁽¹⁾	3,684	3,715	+1%
美洲	4,386	6,092	+39%
欧洲、中东及非洲	3,226	3,310	+3%
大洋洲	494	418	-15%
总计	23,197	25,432	+10%

仅就持续经营业务而言
(1) 亚洲 (大中华地区除外)

综合物流分部溢利

按地区划分



- 香港及中国内地经济复苏缓慢，本地需求持续疲弱
- 受惠于新加坡、越南、菲律宾及印度市场增长，以及泰国Kerry Siam Seaport的稳定业绩表现，亚洲其他地区的综合物流业务保持增长
- 在东南亚的广泛业务覆盖，有助本集团把握供应链从中国内地迁往东南亚的机遇

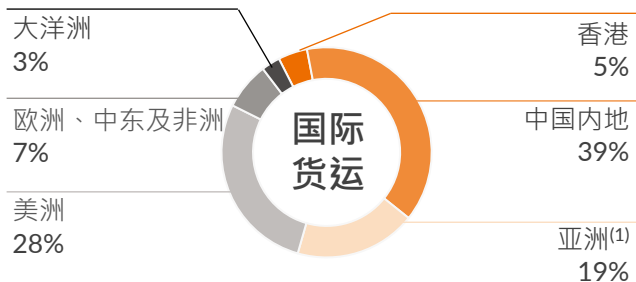
同比变化

(百万港元)	1H23	1H24	同比
香港	288	256	-11%
中国内地	229	217	-5%
亚洲 ⁽¹⁾	192	209	+9%
大洋洲	9	11	+26%
总计	718	693	-3%

仅就持续经营业务而言
(1)亚洲 (大中华地区除外)

国际货运之分部溢利

按地区划分



- 凭借其广泛的客户群、具竞争力的运费水平以及充裕的运力，本集团于亚洲至美国的贸易航线上表现优于同业
- 空运业务受惠于跨境电商造好，在传统淡季内仍录得稳定的货量增长
- 与顺丰控股的合作持续取得成效，除了交叉销售机遇之外，双方亦成立了合资公司，共同管理中国中部鄂州机场的国际货运站

同比变化

(百万港元)	1H23	1H24	同比
香港	9	33	263%
中国内地	229	286	25%
亚洲 ⁽¹⁾	135	139	3%
美洲	125	207	65%
欧洲、中东及非洲	87	54	-39%
大洋洲	41	21	-48%
总计	626	740	+18%

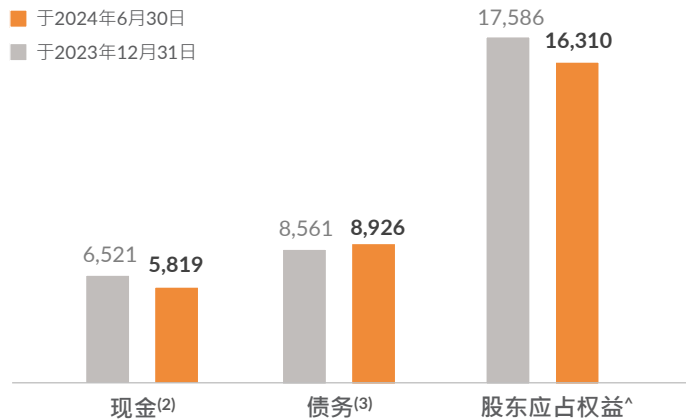
仅就持续经营业务而言
(1)亚洲(大中华地区除外)



股东应占溢利 (百万港元)

	1H23	1H24	同比
来自持续经营业务			
• 核心纯利	575	606	+5%
• 投资物业及公允价值之变动 (已扣除非控制性权益)	-	(4)	-
• 递延税项支出	-	1	-
来自已终止经营业务			
• 核心纯利	(207)	(105)	+50%
• 分派快递业务净收益	-	480	-
• 终止快递业务衍生之亏损	-	(134)	-
股东和永续可换股证券持有人应占溢利	368	844	+130%
减: 永续可换股证券持有人应占溢利	-	(13)	-
股东应占溢利	368	831	+126%

现金、债务和权益 (百万港元)



负债比率 ⁽⁴⁾	2023 12月31日	2024 6月30日
税息折旧摊销前利润/银行利息*	7.95x	7.94x
债务 / 税息折旧摊销前利润*	2.18x	2.21x
资产负债比率	2023 12月31日	2024 6月30日
总比率*	48.7%	54.7%
净比率*	11.6%	19.1%



仅适用于持续经营业务
[^]包括永续可转换证券持有人应占权益
⁽²⁾现金及银行结余
⁽³⁾银行贷款总额及银行透支
⁽⁴⁾按年末计算债务比率

前景展望

对2024年全年业绩表现有进一步改善持乐观态度

尽管全球货运市场仍然动荡不稳，经济复苏亦存在不确定性

努力抓紧各个业务领域的增长机遇

- 积极推动综合物流及国际货运业务之间的交叉销售，达至收益最大化

持续投资数字化，同时透过自动化和人工智能进一步推动创新、效率和网络拓展



问答环节

附录一：简明合并中期收益表

	截至6月30日止六个月	
	未经审核 2024 千港元	未经审核 2023 千港元
持续经营业务		
收入	25,432,488	23,197,039
直接经营费用	(22,914,125)	(20,763,607)
毛利	2,518,363	2,433,432
其他收入及收益净额	40,171	42,748
行政费用	(1,319,131)	(1,361,380)
未计投资物业公允价值变动前之经营溢利	1,239,403	1,114,800
投资物业公允价值之变动	(4,515)	4
经营溢利	1,234,888	1,114,804
融资费用	(285,884)	(265,381)
应占联营公司及一间合营企业业绩	53,772	82,680
除税前溢利	1,002,776	932,103
税项	(260,393)	(225,750)
来自持续经营业务之期内溢利	742,383	706,353
已终止经营业务：	157,771	(406,174)
来自已终止经营业务之期内溢利 / (亏损)		
期内溢利	900,154	300,179

附录二：简明合并中期财务状况表

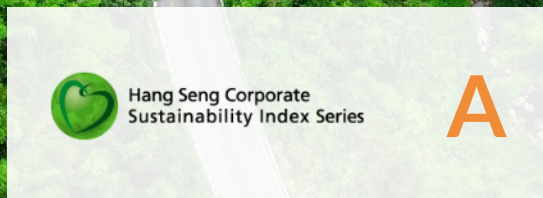

	未经审核 于2024年6月30日 千港元	经审核 于2023年12月31日 千港元
资产及负债		
非流动资产		
无形资产	5,751,567	5,785,503
投资物业	2,482,051	2,538,606
物业、机器及设备	6,813,282	6,986,802
使用权资产	2,571,704	2,543,977
联营公司及一间合营企业	1,570,899	1,681,808
透过其他综合收益按公允价值列账之金融资产	318,582	461,270
可换股债券之投资	5,571	5,831
其他非流动资产	316,654	314,556
递延税项	259,121	381,120
	20,089,431	20,699,473
流动资产		
透过损益按公允价值列账之金融资产	389	389
存货	388,584	410,790
应收账款、预付款项及订金	13,234,989	11,920,703
可收回税项	282,679	429,375
应收同系附属公司款项	730,087	45,682
应收关连公司款项	308	106
应收联营公司款项	4,982	9,431
受限制及有抵押之银行存款	18,756	12,843
银行结存及手头现金	5,819,024	6,521,438
	20,479,798	19,350,757
分类为持作分配之资产	-	2,070,685
	20,479,798	21,421,442

附录二：简明合并中期财务状况表（续）

	未经审核 于2024年6月30日 千港元	经审核 于2023年12月31日 千港元
流动负债		
租赁负债	743,122	927,103
应付账款、已收订金及应计项目	9,316,456	8,409,541
应付同系附属公司款项	46,632	160
应付关连公司款项	137,983	157,537
税项	709,254	363,631
来自非控制性权益之贷款	24,010	-
短期银行贷款及长期银行贷款之本期部分	2,869,646	3,262,675
银行透支	126,269	62,535
	13,973,372	13,183,182
分类为持作分配之资产相关之负债	-	1,471,618
	13,973,372	14,654,800
非流动负债		
来自非控制性权益之贷款	245,119	270,841
长期银行贷款	5,930,363	5,235,456
租赁负债	1,264,624	1,100,566
递延税项	546,758	731,734
退休福利债务	19,916	20,259
	8,006,780	7,358,856
资产减负债	18,589,077	20,107,259
权益		
本公司股东应占资本及储备		
股本	903,715	903,715
股份溢价	4,074,218	4,074,218
就股份奖励计划持有之股份	(18,324)	(27,639)
保留溢利及其他储备	10,576,760	11,861,985
	15,536,369	16,812,279
永续可换股证券	774,101	774,101
非控制性权益	2,278,607	2,520,879
总权益	18,589,077	20,107,259

附录三：环境、社会及企业管治表现屡获认可

认可



奖项

最佳公司董事会 最佳环境、社会与管治

二零二三年度亚洲区（不包括日本）公司管理团队排名榜
中小型股排名第二（交通运输行业组别）
机构投资者

二零二三年度ESG领先企业大奖

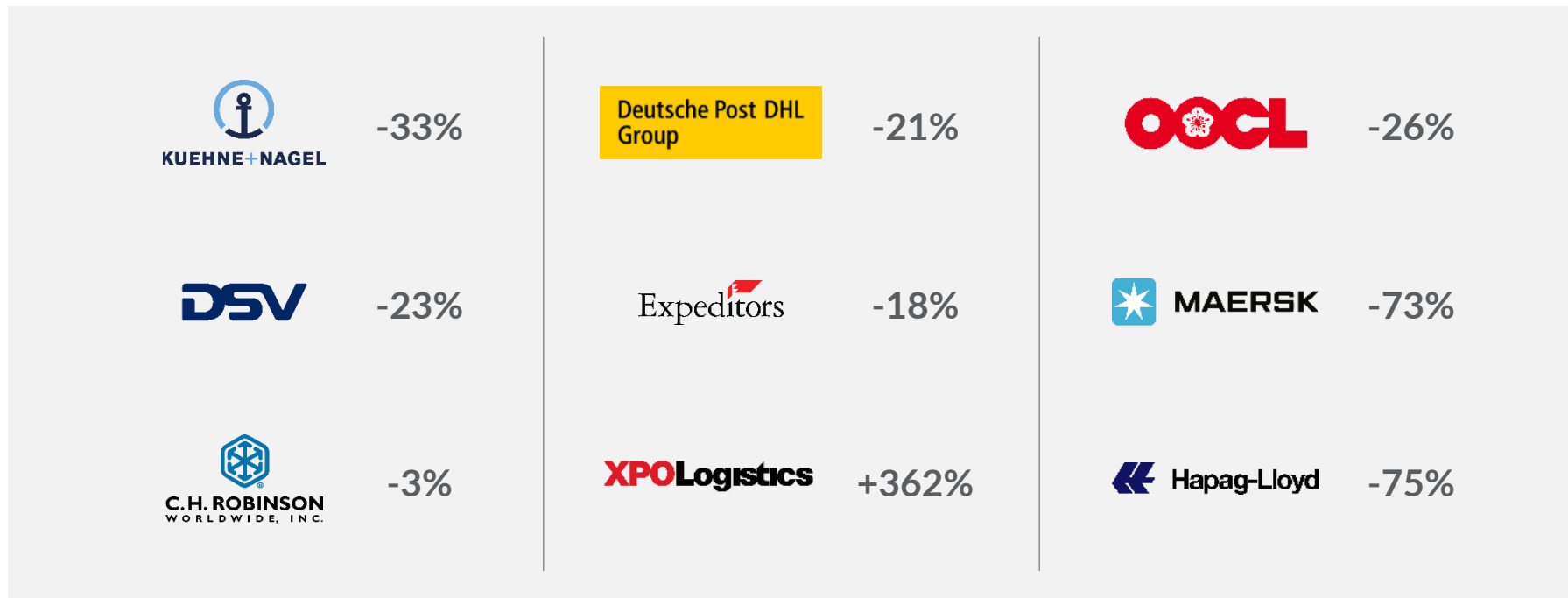
彭博商业周刊／中文版

环境、社会、企业管治基准大奖银奖 杰出派息持续增长大奖

二零二二／二零二三年度
环境、社会及企业管治成就大奖
环境社会企业管治及基准学会

附录四: 同业表现

2024年中期纯利同比变化



所提供的数据来自公开财务报告、公司文件，以及各自机构所提供的其他官方披露